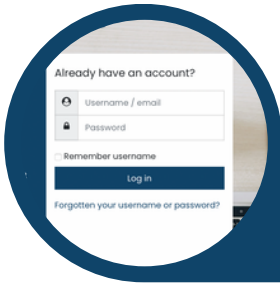



How to Access Student Dashboard and Profile



Log in to Account

1

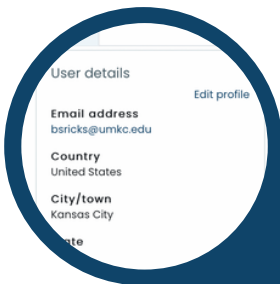
Log in to your HealtheKnowledge account. Your student dashboard will show all current and completed courses.



Customization

2

The upper right-hand tool bar shows site language, notifications, and private messages. The upper right-hand drop-down menu gives access to your dashboard, profile, grades, and preferences. The bottom left icon adjusts accessibility settings.



Access & Edit Profile

3

Click the down arrow in the upper right-hand corner to access your profile. Click the "Details" tab to edit information such as your email address/username.



Technical Support

4

If you are experiencing issues with login or forgot your password, contact the HealtheKnowledge help desk. You can request help in English or Spanish.

<https://hek.zendesk.com/hc/en-us>